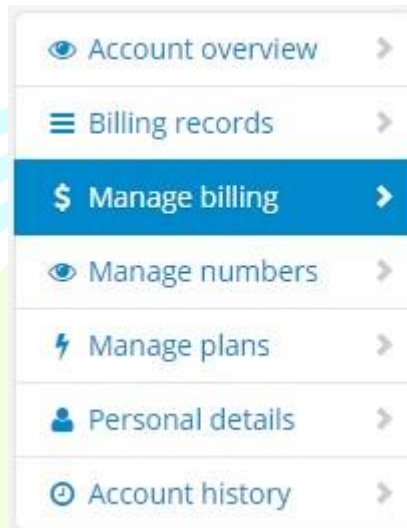




How to add a Credit Card

Firstly, log in to your customer portal account and then locate the **“Manage Billing”** tab on the left,



From there you will see a **“Stored Credit Card Information”** on the right. From there fill in all the necessary details required and then press **“Save”**

Stored credit card information

There is no card stored for your account.


Store new card details


Card number

Card holder's name

Card type -- Select card type --

Card expiry date 01 17

Card CVV 

 Your credit card number is never stored by us. These details are stored securely with DPS, our payment provider.

